

SPOTLIGHT

**DMC BEE
EMBROIDERY**

N° 03.21.01
PROJECT SHEET



**SHOW US WHAT
YOU'RE MAKING**

 /spotlightstores

 @spotlightstores

DMC BEE EMBROIDERY

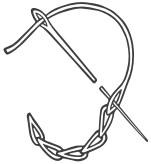
e EASY

WHAT YOU'LL NEED

- Needle
- Fabric
- Transfer pen
- Transfer paper to transfer design to fabric
- DMC Stranded Cotton - 1 skein each of 741, 742, 743, 160, 161, 890, 986, 987, 989, 666, 3801, 3326, 3024, 3865, B5200, 3799 & 310

STICHES

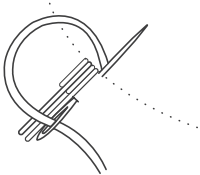
A. Split Stitch



B. Backstitch



C. Long and short stitch



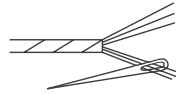
D. Chain stitch



E. Satin stitch



Use 3 strands



*Number of strands and skeins calculated for design size 17.5cm x 16.6cm

INSTRUCTIONS

Step 1 - Download your design sheet, print it out.

Step 2 - Cut around the illustrations from the printed sheet and place the design you want to stitch, face side up, on a flat surface.

Note - if you don't place the design face side up your design will be backwards.

Step 3 - Decide where you want your embroidery and place your base fabric on top of your design sheet and secure it using pins or masking tape.

Step 4 - Place your base fabric against an available light source i.e a window, lightbox or computer screen and trace the design onto your base fabric using a water soluble embroidery transfer pen.

Step 5 - Once you have traced the design, remove the pinned design from the back of your fabric.

Step 6 - Hoop fabric and start stitching out your design following the stitch instruction illustrations. It's super easy, just follow the lines.


Step 7 - Once you have finished stitching your design, rinse your base fabric in cold water to remove transfer pen ink.

TEMPLATE

Note - This template has been scaled. You will need to print this template at actual size and blow it up by 145% to make it full size.



COLOUR GUIDE



Code n°	Colour
1	■ 741
2	■ 742
3	■ 743
4	■ 160
5	■ 161
6	■ 890
7	■ 986
8	■ 987
9	■ 989

Code n°	Colour
10	■ 666
11	■ 3801
12	■ 3326
13	■ 3024
14	■ 3865
15	 B5200
16	■ 3799
17	■ 310

The information on this project sheet is presented in good faith, but no warranty is given, nor results guaranteed. Quantities and selections may vary at each store. Copyright Spotlight 2020.

SPOTLIGHT