

ECOMMERCE PHOTOGRAPHY STYLEGUIDE

MANCHESTER QCS 2021



QCS

FULL BED SHOT



Full bed shot should not be cropped and should include styling props in room set making sure there is enough space around the bed for various cropping options.

TOP HALF OF BED



Top half of bed showing a selection of the QCS and pillows (see page 3 for options)

TEXTURE / DETAIL SHOT



Texture and detail insert shot to capture the fabric pattern and/or texture. Also required if any fringing or Tassels. If QCS has reverse pattern, please capture in this image also. (see page 3 for options)

EURO PILLOWS SHOT





Insert shot showing euro pillows. If euros have a reverse pattern, please show 2 euros with 1 flipped to show the reverse. (see page 3 for options)



ADDITIONAL SHOT OPTIONS


INSERT SHOT - TOP HALF OF BED

QCS + Pillows



INSERT SHOT - QCS TEXTURE / DETAIL

Swatches and/or close up of edging



INSERT SHOT - EURO PILLOWS

Euro Pillows in situ

